


# Travaux d'Etudes et Recherche: Genie Logiciel

---

**Apprendre techniques  
travaux collaboratives**



# About: Authentication




- The EUGLOH App needs an Authentication Service
- 200000 Students – impossible to verify the identifications by hand
  - For inscription into modules
  - For proposals of modules ...
  - ...

# About: Authentication



- Idea : Can we do Authentication inside an App via the official services of EUGLOH
  - ADONIS  
<https://adonis.u-psud.fr/utilisateur/index.php>
  - Implementing LDAP and LDAP-S (restricted to intra-net)
  - CAS  
<https://sso.u-psud.fr/cas/login>

# System Development



- Appeal the CAS Server:

A screenshot of a web form titled "Enter Username & Password" with a user icon. It contains two input fields: "Username:" with the value "burkhart.wolff@u-psud.fr" and "Password:" with masked characters ".....". Below the fields is a maroon "LOGIN" button. At the bottom, there is a link "? Forgot your password?" and a security notice: "For security reasons, please log out and exit your web browser when you are done accessing services t".

Enter Username & Password

Username:  
burkhart.wolff@u-psud.fr

Password:  
.....


LOGIN

? [Forgot your password?](#)

For security reasons, please **log out** and exit your web browser when you are done accessing services t

- ... after authentication:

# System Development



- ... after authentication (and one more click:):



## Log In Successful


You, Burkhard.Wolff@universite-paris-saclay.fr, have successfully logged into the Central Authentication Service. However, you are seeing this page because CAS does not know about your target destination and how to get you there. Examine the authentication request again and make sure a target service/application that is authorized and registered with CAS is specified.

[Cliquez ici](#) pour afficher les attributs récupérés depuis l'annuaire pour votre compte Burkhard.Wolff@universite-paris-saclay.fr.

When you are finished, for security reasons, please **log out** and exit your web browser.


Attribute	Value(s)	Type
cn	[Wolff Burkhard]	Principal
departmentNumber	[933, 92, 2211, 2359, 2357, 2217, 3201, 2289, 2208, 6923, 6920, 6924, 11150, 11148, 12202]	Principal
displayName	[Burkhard Wolff]	Principal
eduPersonAffiliation	[teacher, employee, faculty, member, researcher]	Principal
eduPersonPrimaryAffiliation	[teacher]	Principal
eduPersonPrincipalName	[burkhard.wolff@u-psud.fr]	Principal

# System Development



- The CAS Server «tunnels» to LDAP and the ADONIS-Service of Paris-Sud.
- How to contact it:
  - Two possibilities :
    - The SAML Protocol  
(use it like google or FaceBook authentication via the CALL Of a WebBrowser from your APP)
    - Directly via the https protocol:  
`curl https://sso.u-psud.fr/cas/login > Centr.html ...`
    - ... but this is technically challenging


# System Development



- How to subscribe to a Module
- ... send a mail to a (configurable) mail address (can be me) with the subject
- TEST EUGLOH APP + some string
- The registration works via the html presentation of:

	A	B	C	D	E	F	G	H
1	Name	First Name	University	Inscription Date	Matrikel	Role	Status	
2	WOLFF	Burkhart	UPSac	01/01/21		[student,teacher, employee, faculty, member, researcher,euglohadm]	ACCEPT REJECT	
3								
4								
5								

# System Development



- Pour tester, je vous conseille de faire un fichier similaire sur une machine a votre disposition.


Donc Inscription Date doit avoir ce format. Role une sous-liste de celle mentionne, et le statut soit ACCEPT ou REJECT. Matrikel (no étudiant) peut etre vide.

Si le nom d'un étudiant/participant n'est pas encore mentionné dans la liste, le statut n'est pas (encore) établi. Il n'y a pas de notifications pour faire simple ...

- Site:  
<https://www.lri.fr/~wolff/tmp/EUGLOH.html>



# Creation des Modules



- Il faut concevoir un template pour un doc avec
  - “Title
  - Abstract
  - Organizers
  - Institution
  - EventType
  - Groups\_TD
  - Groups\_TP
  - hours\_CM
  - hours\_TD
  - hours\_TP

Et l'envoyer par mail a une adresse mail configurable.  
(Pendant la demo, ca sera moi)